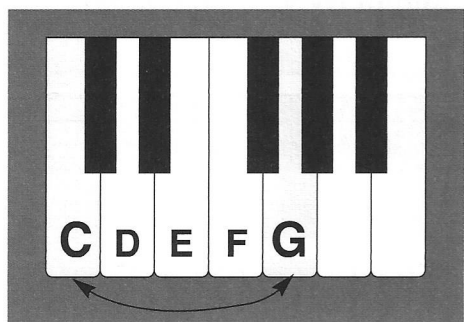



5th = a Skip Plus a Skip

On the Keys



Count: 1 2 3 4 5 = 5th

On the Staff



line to line


or




space to space


A 5th spans 5 letters.

To identify a **5th**, count each line and space.
Be sure to count the **first** and **last** notes!






Sounds from the Rain Forest


- Write a **3rd UP**, then a **5th UP** for each sound from the rain forest. 
Your teacher may ask you to write the letter names below the notes.




Hint: Think skip plus a skip.






... and More Sounds (2nds, 3rds, 4ths, 5ths)

2. Now draw 2nds, 3rds, 4ths, or 5ths for each example below. 
The arrows tell you UP or DOWN.



3rd ↑ 5th ↑




...the frog's croak




2nd ↑ 3rd ↑



...the monkey's chatter



2nd ↓ 3rd ↓



...the drum beat



3rd ↑ 4th ↑



...the wild dog's bark




2nd ↑ 3rd ↑




...the raindrops



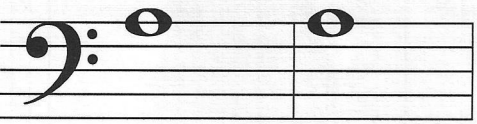
3rd ↑ 5th ↑




...the snake's hiss




3rd ↓ 4th ↓



...the ape's call



3rd ↓ 5th ↓



...the insect's buzz



Close your eyes. Your teacher will play a 2nd, 3rd, 4th, or 5th.

Name aloud the interval you hear.



For Teacher Use Only: The examples may be played in any order and repeated several times.
Create additional intervals (2nd, 3rd, 4th, 5th) using this model.

